








Recessed symmetric

| | |
|--------------|---|
| Item code | 86.LR06.3220.01 |
| Product type | Indoor |
| Category | Tracklights |
| Family | CABINET |
| Subfamily | Recessed symmetric |
| Pictograms |      |

| | |
|----------------------------|--------------------|
| Product | |
| Real power (W) | 32 |
| Real luminous flux (Lm) | 2494.4832000000001 |
| Luminous efficiency (Lm/W) | 77.952600000000004 |
| Beam angle (°) | 36° |
| Average life time (h) | 50000hrs L80 B10 |
| Colour temperature (K) | 2700 |
| Colour consistency (SDCM) | SDCM3 |
| CRI | 90 |

Dimensions

Product dimensions (mm) L1122*W22*H15mm

Scheme

